




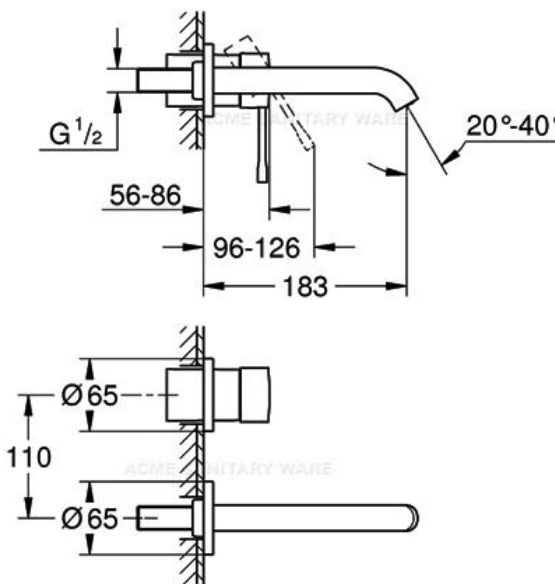

# Acme Sanitary Ware Co Ltd

Acme Building, 22-28 Nanking Street, Kowloon, Hong Kong  
 Tel: 2388 7171 Fax: 2710 8012  
 E-mail: acme@acmesanitary.com.hk  
 Website: www.acmesanitaryware.com.hk



PROJECT		REF		REV	ITEM CODE	
LOCATION		DATE			PAGE	

## SANITARY WARE SPECIFICATION SHEET

Item Descriptions	GROHE (Germany) "Essence" Brushed nickel wall mounted 2-hole basin mixer; nominated flow rate <b>4.8 L/min</b> in WELS <b>Grade 1</b> ; Registration No. TM 18-0082					Illustration/ Drawing												
Model	19408EN1 (Mixer) 23571000 (Concealed Body)																	
Finish	Brushed Nickel																	
Country of origin	Germany																	
Manufacturer	GROHE Limited																	
Supplier	Acme Sanitary Ware Co. Ltd Mr. Eric Wong/ Mr. Don Yuen																	
Contact Tel/Fax	(852) 2388-7171 / (852) 2710-8012																	
E-mail	acme@acmesanitary.com.hk																	
Website	www.acmesanitary.com.hk																	
<table><tr><td>Dynamic flow pressure (kPa)</td><td>50</td><td>150</td><td>250</td><td>350</td><td>500</td></tr><tr><td>Flow rate (l / min )</td><td>2.95</td><td>4.58</td><td>4.95</td><td>4.83</td><td>5.03</td></tr></table>							Dynamic flow pressure (kPa)	50	150	250	350	500	Flow rate (l / min )	2.95	4.58	4.95	4.83	5.03
Dynamic flow pressure (kPa)	50	150	250	350	500													
Flow rate (l / min )	2.95	4.58	4.95	4.83	5.03													
Essence New 2-hole basin mixer M-Size wall mounted without concealed body <b>GROHE EcoJoy</b> mousseur 5.7 l/min <b>GROHE AquaGuide</b> adjustable mousseur <b>GROHE StarLight</b> chrome finish projection 183 mm centre distance 110 mm metal escutcheon metal lever																		
																		
<b>19408001</b> <b>19408DC1</b> <b>19408GL1</b> <b>19408A01</b>																		
<b>Colour options:</b> <table><tr><td>001   StarLight Chrome</td><td>GL1   Cool Sunrise</td></tr><tr><td>DC1   SuperSteel</td><td>GN1   Brushed Cool Sunrise</td></tr><tr><td>DA1   Warm Sunset</td><td>DL1   Brushed Warm Sunset</td></tr><tr><td>A01   Hard Graphite</td><td>BE1   Polished Nickel</td></tr><tr><td>AL1   Brushed Hard Graphite</td><td>EN1   Brushed Nickel</td></tr></table>							001   StarLight Chrome	GL1   Cool Sunrise	DC1   SuperSteel	GN1   Brushed Cool Sunrise	DA1   Warm Sunset	DL1   Brushed Warm Sunset	A01   Hard Graphite	BE1   Polished Nickel	AL1   Brushed Hard Graphite	EN1   Brushed Nickel		
001   StarLight Chrome	GL1   Cool Sunrise																	
DC1   SuperSteel	GN1   Brushed Cool Sunrise																	
DA1   Warm Sunset	DL1   Brushed Warm Sunset																	
A01   Hard Graphite	BE1   Polished Nickel																	
AL1   Brushed Hard Graphite	EN1   Brushed Nickel																	

\* All information of the above is for the reference only. No prior notice is made if any changes.

註冊號碼 (Registration No.): TM 18-0082



自願參與用水效益標籤計劃 - 水龍頭

Voluntary Water Efficiency Labelling Scheme - Water Taps

Certifi



冊證書

istration



茲證明

This is to certify that

將下列水龍頭在本計劃內註冊：  
has registered the following water tap under this scheme :

牌子 / Brand	:	GROHE
型號 / Model	:	23571000 + 19408XX1
種類 / Type	:	Mixing
原產地 / Country or Region Origin	:	Germany (Body)

在用水效益標籤上展示的標誌

Symbolic Presentation on the Water Efficiency Label :



滴水點

Water droplet(s)

用水效益級別

Water Efficiency Grade

: 1

耗水量

Water Consumption

: 4.8

公升/分鐘

litres/minute

簽發日期：  
Date of Issue:

27 April 2018



水務署

Water Supplies Department



水務署署長(周世威代行)  
for Director of Water Supplies





Department

入境事務大樓  
Immigration Department, Gloucester Road, Hong Kong

電子郵遞  
e-mail [wsdinfo@wsd.gov.hk](mailto:wsdinfo@wsd.gov.hk)

電話  
Telephone 2829 4355

圖文傳真  
Facsimile 2824 0578

檔號  
Reference (2) in WSD 3321/17 Pt.1 T/J(1471)

28 December 2017

Dear Sir,

### Approval of "GROHE" Basin Mixer

Your letter ref. WRC/1553 dated 28 November 2017 refers.

Having considered the test report ref. J22145A issued on 6 November 2017 by Nutek Systems (HK) Ltd., this Authority accepts that the fitting described below complies with, and its use when correctly installed does not contravene, the Waterworks Ordinance and Regulations.


**Name of Manufacturer:** Grohe AG

**Country of Origin:** Germany (body)

**Brand:** Grohe

**Details of Fitting:** 1/2" 2-hole wall mounted basin mixer with concealed body

**Model:** 23571000 + 19408XX1  
(where the digits "XX" denote the code of colour)

**Body Markings:** 

**Expiry Date:**

24 October 2022

This Authority hereby permits the use of the above fitting in fresh water plumbing systems subject to full adherence to Waterworks installation requirements. In particular, you are required to draw your customers' attention to the following requirement-

"The cold water supply to the fitting shall be drawn from the same source that supplies the hot water apparatus so as to provide a balanced pressure and to obviate the risk of scalding in the event of a restriction or failure in the water supply."

A condition of this acceptance is that the fitting to be installed shall be replicas of the sample as certified by the testing agent mentioned above and without modifications. This acceptance may be withdrawn at any time if the standard of the fitting installed fails to meet that of the approved sample or if the fitting is found to be unsuitable for use in fresh water plumbing systems.

This acceptance is only applicable to the main body of the fitting, unless other specified.

For the use of the fitting in any project, the Acceptance Reference Number at the bottom of this letter must be quoted as a means of identification of acceptance of the fitting by this Authority.

Should you have any enquiries, please contact our Engineer Mr. Terry KUNG at tel. no. 2294 2656.

Yours faithfully,



(CHAN Chung Kun)  
for Water Authority

c.c.      WSD 3321/1/82    ] - without catalogue  
             ME/MC            ] - with soft copy only